

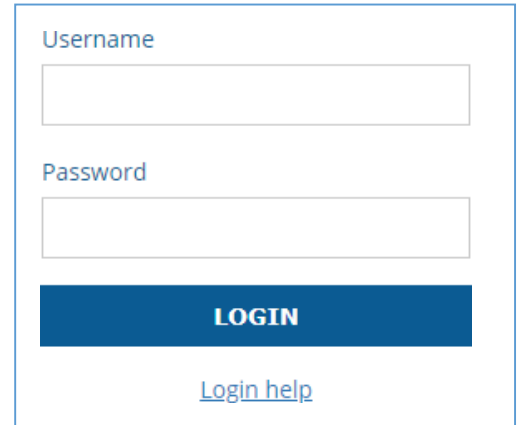
MCS Back-to-School update portal

How to login to your student's account

To update your student's information, you must first login. Follow the steps below to complete this process:

IMPORTANT: You must follow these steps for **EACH** student you have in Modesto City Schools.

- 1 Enter your Username.
The Username is your child's student ID number.
- 2 Enter your Password.
The password is your child's date of birth. You must enter it in the following format: mm/dd/yyyy You must include the forward slashes "/" when entering your password.
- 3 Click "LOGIN"
- 4 Once you've logged in, click on the "Edit" option next to your student's name:

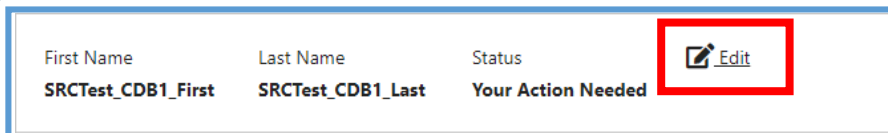



Username

Password

LOGIN

[Login help](#)



First Name	Last Name	Status	
SRCTest_CDB1_First	SRCTest_CDB1_Last	Your Action Needed	 Edit

Please have the following documentation ready to attach. Various upload methods are available.

Parent/Guardian ID Verification:

- The adult registering the student must provide proof of identity by driver's license, passport or other official photo I.D.

Birth Verification - one of the following:

- Original birth record (with official raised seal)
- Baptismal or church certificate
- Parent's notarized affidavit
- Valid passport
- Physician certificate

Proof of Residency: One of the following must be submitted (parent/guardian name on the address verification must be the same parent/guardian name and address submitted on registration):

- Property tax receipts
- Rental property contract, lease or payment receipt
- Utility service contract, statement or payment receipts
- Pay stub
- Voter registration
- Correspondence from government agency
- Declaration of residency by the parent or legal guardian of a pupil

Immunization Verification:

- Official state immunization record

Custody Paperwork, if applicable

Current I.E.P. or current 504 Plan, if applicable